

Get size on your side.

Invest in L&T India Large Cap Fund

call 1800 2000 400
www.ltfs.com



An open ended equity scheme predominantly investing in large cap stocks

Across the globe, equities are known to be true long-term wealth creators. In the Indian context, investments in equities have historically outperformed most other asset classes over the long term. Given India's growth potential backed by favorable demographics, a rising middle class, increasing focus on infrastructure, etc., these trends could get stronger in the coming years. However, investment in equities is often accompanied with short term risks. Large blue chip companies with strong balance sheets and proven track records could help ride such short term volatility to a certain extent. These are stocks that offer good long-term growth potential and whose stock prices are typically less volatile compared to the broader market. L&T India Large Cap Fund aims to invest in the best blue chip stocks handpicked using our strong investment process. Read on to find out more about how you can benefit.

Why invest in L&T India Large Cap Fund?

The largest companies in the stock markets are clear indicators of the economy's health. These companies have been built on solid foundations and aim for consistent performance in the long term. But identifying the strongest growth potential among these companies isn't easy, and that is where the L&T India Large Cap Fund comes in. Using time-tested processes and in-depth research, our fund managers look for the right blue-chip stocks that could make a big difference to India's growth and your portfolio.


Key Benefits



Invests in large size companies with strong fundamentals

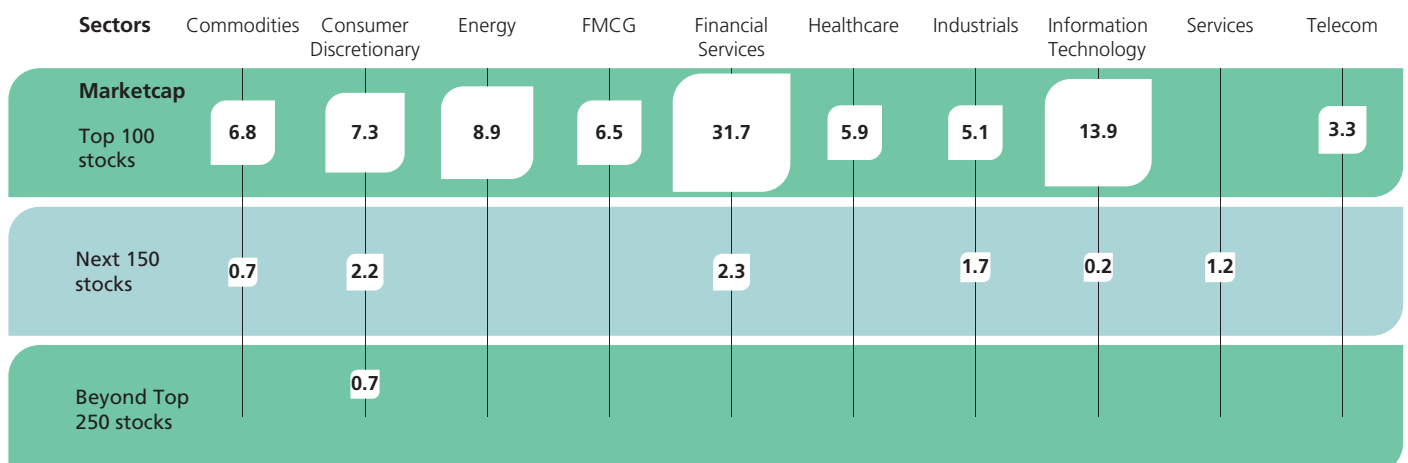


Stocks that are relatively more stable with lower volatility but relatively faster growth than the market



Well-diversified portfolio without any sector bias

Portfolio Positioning (as on May 31, 2022)



Market capitalization cut offs (based on SEBI guidelines) used to define Large / Mid / Small cap stocks are as per the AMFI definitions as on December 2021.

Fund Facts

Minimum Application Amount

Lump sum: Initial investment: Rs.5,000 per application
Additional investment: Rs.1,000 per application
SIP: Rs.500 (minimum 6 monthly installments or minimum 4 quarterly installments)

Fund Manager

Mr. Venugopal Manghat (w.e.f. Nov 24, 2012) & **Ms. Cheenu Gupta** (w.e.f. July 02, 2021) and **Mr. Sonal Gupta** (w.e.f. July 5, 2021) (for investments in foreign securities)

Asset Allocation

80%-100% in equity and equity-related securities[^] (including Indian and foreign equity securities as permitted by SEBI/RBI).
0-20% in debt and money market instruments.

Load

Entry Load: Not Applicable; **Exit Load:** If the units redeemed or switched out are upto 10% of the units purchased or switched in ("the limit") within 1 year from the date of allotment – Nil. If units redeemed or switched out are over and above the limit within 1 year from the date of allotment – 1%. If units are redeemed or switched out on or after 1 year from the date of allotment – Nil.

[^]Investments in equity derivatives up to 50% of the total assets of the Scheme. 0-20% in debt and money market instruments.

Scheme Performance vs. benchmarks (as on May 31, 2022)

(Regular Plan - Growth)	1 year		3 year		5 year		Inception Date	Since Inception	
	CAGR Returns (%)	PTP Returns* (in ₹)	CAGR Returns (%)	PTP Returns* (in ₹)	CAGR Returns (%)	PTP Returns* (in ₹)		CAGR Returns (%)	PTP Returns* (in ₹)
L&T India Large Cap Fund (G)	3.50%	10,350	10.09%	13,347	9.56%	15,787	23/Oct/2007	9.52%	37,753
S&P BSE-100 TRI [§]	8.29%	10,829	13.44%	14,602	12.71%	18,191		9.38%	37,086
S&P BSE SENSEX TRI [^]	8.39%	10,839	13.22%	14,518	13.69%	18,997		9.29%	36,621

Past performance may or may not be sustained in the future. Returns greater than 1 year period are compounded annualized. Dividends are assumed to be reinvested and bonus is adjusted. Load is not taken into consideration. Different plans viz. Regular Plan and Direct Plan have different expense structure. [§]Benchmark [^]Additional Benchmark ^{*}Point-to-Point (PTP) returns on Standard Investment of Rs. 10,000/-.

Other funds managed by Mr. Venugopal Manghat

Period	1 Year		3 Year		5 Year	
	Scheme return%	Benchmark return%	Scheme return%	Benchmark return%	Scheme return%	Benchmark return%
L&T Emerging Businesses Fund [¶]	20.83	9.10	20.29	17.11	12.75	9.28
L&T India Value Fund [¶]	8.61	8.30	13.38	14.65	9.63	12.68
L&T Infrastructure Fund [¶]	15.06	14.50	10.95	15.42	8.10	10.63
L&T Business Cycles Fund [¶]	8.00	8.30	10.69	14.65	7.29	12.68
L&T Arbitrage Opportunities Fund [§]	3.41	3.73	4.33	3.87	5.07	4.46

Other funds managed by Ms. Cheenu Gupta

L&T Large and Midcap Fund [¶]	6.65	8.99	10.98	16.22	7.68	13.18
L&T Tax Advantage Fund [¶]	3.37	8.30	10.18	14.65	8.10	12.68
L&T Hybrid Equity Fund [¶]	1.90	5.65	8.94	11.66	7.21	11.30
L&T Equity Savings Fund [¶]	6.26	5.13	7.84	8.63	6.94	8.69
L&T Conservative Hybrid Fund [§]	2.82	2.23	6.09	8.23	5.77	7.91

Other funds managed by Mr. Sonal Gupta (managing investment in Foreign Securities portion)

L&T Flexicap Fund ^{¶*}	3.85	8.30	10.05	14.65	8.34	12.68
---------------------------------	------	------	-------	-------	------	-------

[¶]Also managed by Mr. Venugopal Manghat. [¶]Fund is co-managed by Mr. Venugopal Manghat and Mr. Praveen Ayathan for equity portion and Mr. Jalpan Shah (Debt Portion). [¶]Fund is co-managed by Mr. Shiram Ramanathan for Debt Component, Mr. Sonal Gupta for foreign securities, Mr. Venugopal Manghat for Equity Component. [¶]Fund is co-managed by Mr. Vihang Naik and by Mr. Sonal Gupta (for investments in foreign securities). [¶]Fund is co-managed by Mr. Venugopal Manghat (equity portion) & Mr. Jalpan Shah (Debt Portion). [¶]Co-managed by Mr. Vihang Naik. [¶]Fund is co-managed by Ms. Cheenu Gupta and by Mr. Sonal Gupta (for investments in foreign securities). [¶]Also managed by Ms. Cheenu Gupta. [¶]Fund is co-managed by Mr. Praveen Ayathan for equity portion, Mr. Jalpan Shah (Debt Portion) and by Mr. Sonal Gupta (for investments in foreign securities).

Past performance may or may not be sustained in the future. Returns greater than 1 year period are compounded annualized. Dividends are assumed to be reinvested and bonus is adjusted. Load is not taken into consideration. Mr. Venugopal Manghat manages or co-manages 12 schemes, Ms. Cheenu Gupta manages or co-manages 9 schemes and Mr. Sonal Gupta manages or co-manages 8 schemes of L&T Mutual Fund respectively. Performance data of other schemes primarily managed by the fund managers is given in terms of SEBI circular dated March 15, 2017. This performance is on the basis of the 3 years CAGR of Regular plan - Growth. Different plans viz. Regular Plan and Direct Plan have different expense structure.

call 1800 2000 400
www.ltfcs.com

 **L&T Financial Services**
Mutual Fund

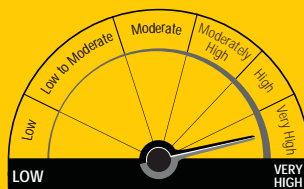
Follow us on    

This product is suitable for investors who are seeking*

- Long term capital appreciation
- Investment in equity and equity-related securities, including equity derivatives in the Indian markets and foreign securities; with predominant investments in large cap stocks

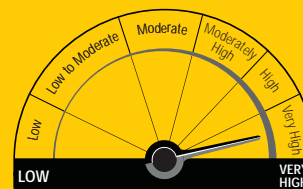
*Investors should consult their financial advisers if in doubt about whether the product is suitable for them.

Riskometer of the Scheme



Investors understand that their principal will be at very high risk

Riskometer of the Benchmark



All data mentioned above is as on May 31, 2022, unless otherwise stated above.

Mutual Fund investments are subject to market risks, read all scheme related documents carefully.